

- Cut tailpipe at muffler exit. Remove rear hanger mount, Disassemble hanger wires from isolators and remove tailpipe section from vehicle. Retain hanger mount for later use.



- Support muffler and disassemble wire hangers from isolators. Loosen ball clamp, disconnect inlet pipe at cat. converter and remove exhaust system.



INSTALL FLOWMASTER EXHAUST SYSTEM


- Release tab to remove ball clamp from inlet pipe and retain it for later use. Remove nuts from stock and Flowmaster clamps, apply anti-seize compound to bolts and re-install nuts. Transfer rear hanger mount to FlowFX tailpipe assembly.

NOTE: The image in this step is intended for illustrative purposes only and may or may not accurately reflect components included in your kit.


- Every slip fit connection in this kit must seat 3" deep except for muffler connections which must seat 2" deep. Find all slip fit components in your kit and mark them accordingly so your Flowmaster exhaust system fits properly onto your vehicle.




7. Place factory ball clamp (removed step 5) onto **muffler assembly (1)** then connect it to cat. converter. Tighten clamp enough to allow for adjustment.



8. Place **clamp (5)** onto **mid pipe assembly (2)** then connect it to muffler. Insert wire hanger into isolators and tighten clamp just enough to allow for later adjustment.



9. Place **clamp (5)** onto **tailpipe assembly (3)** and route it over axle then connect it to mid pipe. Re-bolt rear hanger mount back onto vehicle and tighten clamp just enough to allow for adjustment.



10. Place **tip (4)** onto tailpipe and tighten inlet. Rotate tailpipe and tip to desired distance from body or bumper, so angle cut on tip is properly positioned.



11. Adjust exhaust components for fit; maintaining ½" clearance and compensating for suspension, travel and vibration then tighten all clamps.
12. Recommended: Secure slip-fit connections with a 1-inch tack weld then spray high-temp paint over each weld to prevent rust and premature corrosion.



Congratulations, the installation of your FLOWMASTER performance exhaust system is now complete!





Installation Diagram
717912
2020-24 JEEP GLADIATOR
3.6L ENGINE

